



4A




## Rear Brake Hose Removal and Installation

Refer to [Rear Brake Hose Routing Diagram](#).

### Removal

- 1) Remove the right frame cover. 
- 2) Drain brake fluid. 
- 3) Remove the rear brake hoses.

### Installation

- 1) Install the rear brake hose.
- 2) Bleed air from the rear brake system. 
- 3) Install the right frame cover. 